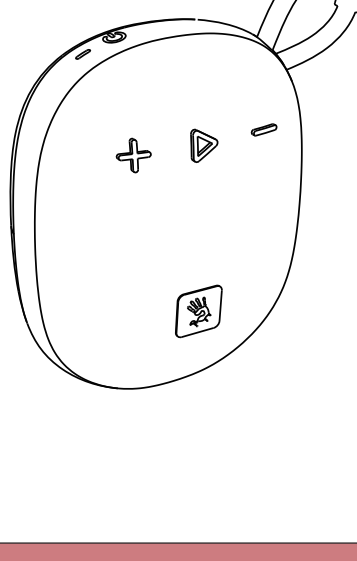
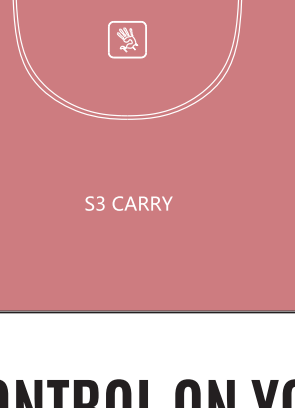


## QUICK START GUIDE



Bluetooth v5.3

## WHAT'S IN THE BOX



S3 CARRY



USB Type-C Rechargeable Cable



User Manual

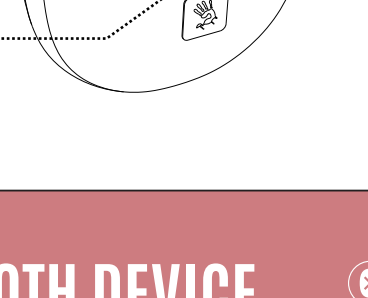
## CONTROL ON YOUR FINGERS

**Power Button**  
Turn On: Long press for 2S  
Turn Off: Long press for 2S

**Short Press: Volume +**  
**Long Press: Next Track**

**Short Press: Play / Pause (Music Playback)**

**Short Press: Volume -**  
**Long Press: Previous Track**



Power Button

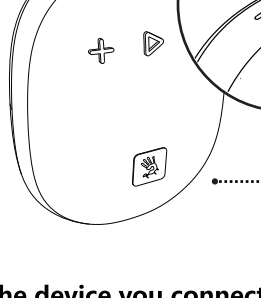
Indicator Light

Bluetooth DEVICES  
Bloody S3 CARRY

① Long press the power button for 2s and white light flashes when pairing.  
② Choose "Bloody S3 CARRY" from your Bluetooth device.  
③ The indicator light off after the Speaker is connected.

## CONNECTING BLUETOOTH DEVICE

(For The First Time Use)



Power Button  
Indicator Light

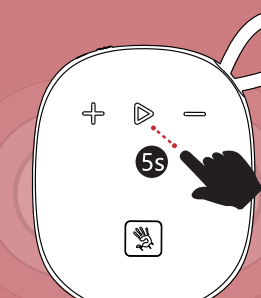
Bluetooth DEVICES  
Bloody S3 CARRY



① Long press the power button for 2s and white light flashes when pairing.  
② Choose "Bloody S3 CARRY" from your Bluetooth device.  
③ The indicator light off after the Speaker is connected.

## CONNECTING BLUETOOTH DEVICE

(For The Second Time Use)



Power Button  
Indicator Light

Bluetooth DEVICES  
Bloody S3 CARRY



**The device you connected last time will be remembered. Automatically connect back to the last device after power on.**

**Warm Tips:**  
Make sure the Bluetooth device is turned on.


## EXTENDED ADD-ON MODE

① Turn on the first speaker, and long press the Play Button for 5 seconds to enter the teaming mode. The indicator flashes in white light.


② Turn on the second speaker and enter pairing mode, it will be automatically connected to the team. The indicator flashes in white every 10 seconds.

③ The first speaker is on the left channel, and the second one is on the right channel. Now you can enjoy the two speakers with extended stereo surround sound effects.

\*\*After the power is off will return to the original status, repeat the above steps again if necessary.



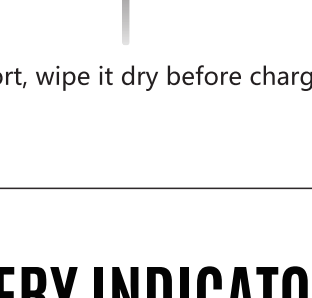
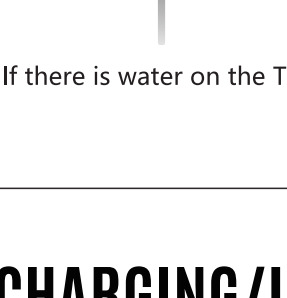
L/1



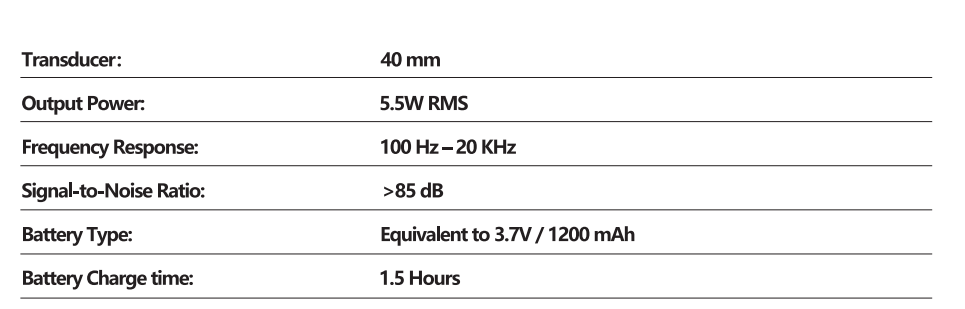
R/2

## PORTABLE DESIGN

Integrated braided loop lets you carry the speaker nearly anywhere.



## WATERPROOF AND DUSTPROOF IP66



## WARNING!



①



②

If there is water on the Type-C charging port, wipe it dry before charging.

## CHARGING/LOW BATTERY INDICATOR



Flashing red light indicates when the battery is below 15%.

## TECH SPEC

|                         |                               |
|-------------------------|-------------------------------|
| Transducer:             | 40 mm                         |
| Output Power:           | 5.5W RMS                      |
| Frequency Response:     | 100 Hz – 20 KHz               |
| Signal-to-Noise Ratio:  | >85 dB                        |
| Battery Type:           | Equivalent to 3.7V / 1200 mAh |
| Battery Charge time:    | 1.5 Hours                     |
| Music Playtime:         | up to 6 Hours (50% Volume)    |
| Bluetooth Version:      | v5.3                          |
| Type-C Charging Cable:  | 120 cm                        |
| Dimensions (W x H x D): | 83 x 102 x 46 mm              |
| Weight:                 | 207 g                         |

## SAFETY RULES

- To avoid hearing damage, do not use Speaker at a high volume for a long time.
- Never disassemble or modify your Speaker for any reason. Otherwise, it may cause the Speaker to malfunction, which is not covered by the warranty.
- To protect battery lifespan, fully charge at least once every 3 months. Battery life will vary due to usage patterns and environmental conditions.
- When using an external adapter, the output voltage/current of the external adapter should not exceed 5V/3A.
- Please do not place the product in an environment where the temperature is too low (above 45°C or below -20°C).
- Do not place your device's light close to your eyes.
- Not suitable for children under 3 years old.
- Do not use the device during a thunderstorm.

## WARNING STATEMENT

THE FOLLOWING ACTIONS MAY DAMAGE THE PRODUCT.

- To disassemble, bump, crush, or throw into the fire is forbidden for lithium batteries.
- Do not expose under the strong sunlight.
- The discard of the battery should obey the local law, if possible please recycle it. Do not dispose of it as household garbage, because it may cause an explosion. Do not continue to use if severe swelling occurs.
- Please try to avoid charging in an environment below 0°C.
- The user is not allowed to remove or replace the batteries unless specified statement in the user manual.



The Bluetooth word mark and logos are registered trademarks owned by the Bluetooth SIG, Inc. and any use of such marks by Bloody is under license. Other trademarks and trade names are those of their respective owners.



Bloody.com