




x



Hot-Swappable
BLMS
Bloody Mechanical Switch



Hot-Swappable
S98
RGB Mechanical Keyboard

PACKAGE CONTENTS



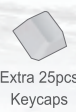
Gaming Keyboard



Detachable Type-C Cable



12pcs BLMS Red Switch



Extra 25pcs Keycaps



Switch & Keycap 2-in-1 Puller




User Manual

INSTALLATION

CONNECTION

Connect the cable Type-C plug to the keyboard and the USB plug to the computer.
(Note: Use a USB hub or extension cable to connect is not recommended)



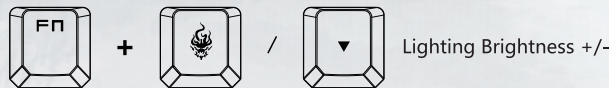
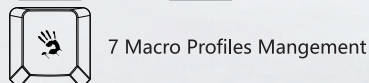
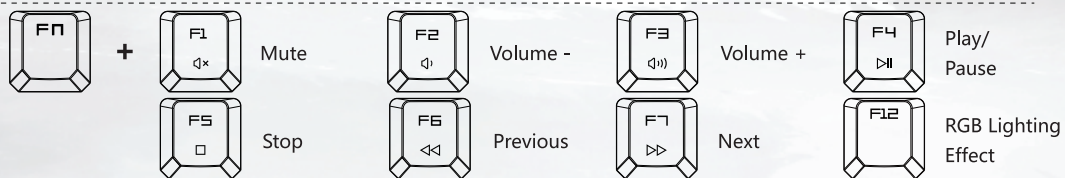
SOFTWARE DOWNLOAD

For the best product performance, please download and install the Software from <http://bloody.com/en/download.php>.

COMBINATION FN KEYS

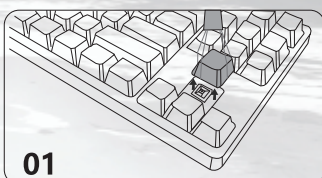
RGB ANIMATION CUSTOMIZATION (SOFTWARE ENHANCED)

- 1) Default 10 Preset RGB Lighting Effects
- 2) Each key's lighting effects are programmable individually with 16.8 million color options, all easily set through Bloody KeyDominator Software .

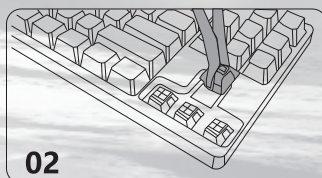


SWAP SWITCH STEP

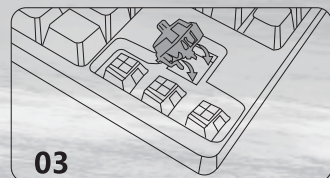
HOW TO REPLACE SWITCHES?



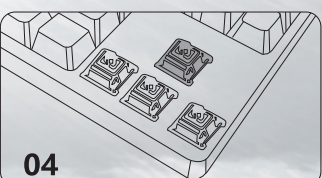
01 Remove the keycaps with the keycap puller.



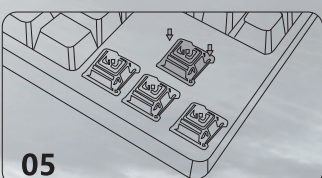
02 Remove the switches with the switch puller.



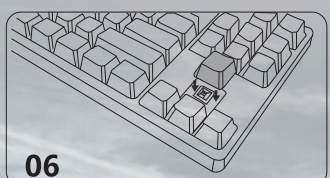
03 Line up the switch pins with the PCB socket.



04 Place the switch on the PCB and integrate it closely.



05 Gently press the switch into place.



06 Put the keycaps back on to the keyboard and test it.